


Qty.	Description
1	<p>CM 3-5 A-R-A-E-AVBE C-A-A-N</p>  <p>Product No.: 96806804</p> <p>Compact, reliable, horizontal, multistage, end-suction centrifugal pump with axial suction port and radial discharge port. The shaft, impellers and chambers are made of stainless steel. The inlet and discharge parts are made of cast iron. The mechanical shaft seal is a special designed, unbalanced O-ring seal. Pipework connection is via internal Whitworth pipe threads, Rp (ISO 7/1).</p> <p>The pump is fitted with a 1-phase, foot-mounted, fan-cooled asynchronous motor.</p> <p>Controls:</p> <p>Frequency converter: NONE</p> <p>Liquid:</p> <p>Pumped liquid: Water</p> <p>Liquid temperature range: -20 .. 90 °C</p> <p>Selected liquid temperature: 20 °C</p> <p>Density: 998.2 kg/m³</p> <p>Technical:</p> <p>Pump speed on which pump data are based: 2900 rpm</p> <p>Actual calculated flow: 2.006 m³/h</p> <p>Rated flow: 3.1 m³/h</p> <p>Resulting head of the pump: 37.92 m</p> <p>Rated head: 34.75 m</p> <p>Code for shaft seal: AVBE</p> <p>Approvals: CE,EAC,UKCA</p> <p>Approvals for drinking water: ACS,NSF61</p> <p>Curve tolerance: ISO9906:2012 3B</p> <p>Materials:</p> <p>Pump housing: Cast iron EN-GJL-200 ASTM A48-25A</p> <p>Impeller: Stainless steel EN 1.4301 AISI 304</p> <p>Installation:</p> <p>Range of ambient temperature: -20 .. 55 °C</p> <p>Maximum operating pressure: 10 bar</p> <p>Max pressure at stated temp: 10 bar / 40 °C 6 bar / 90 °C</p> <p>Type of connection: Rp</p> <p>Size of inlet connection: 1 inch</p> <p>Size of outlet connection: 1 inch</p> <p>Outlet position: 12</p> <p>Electrical data:</p> <p>Motor standard: IEC</p> <p>Frame size: 71B</p>



Company name:

Created by:

Phone:

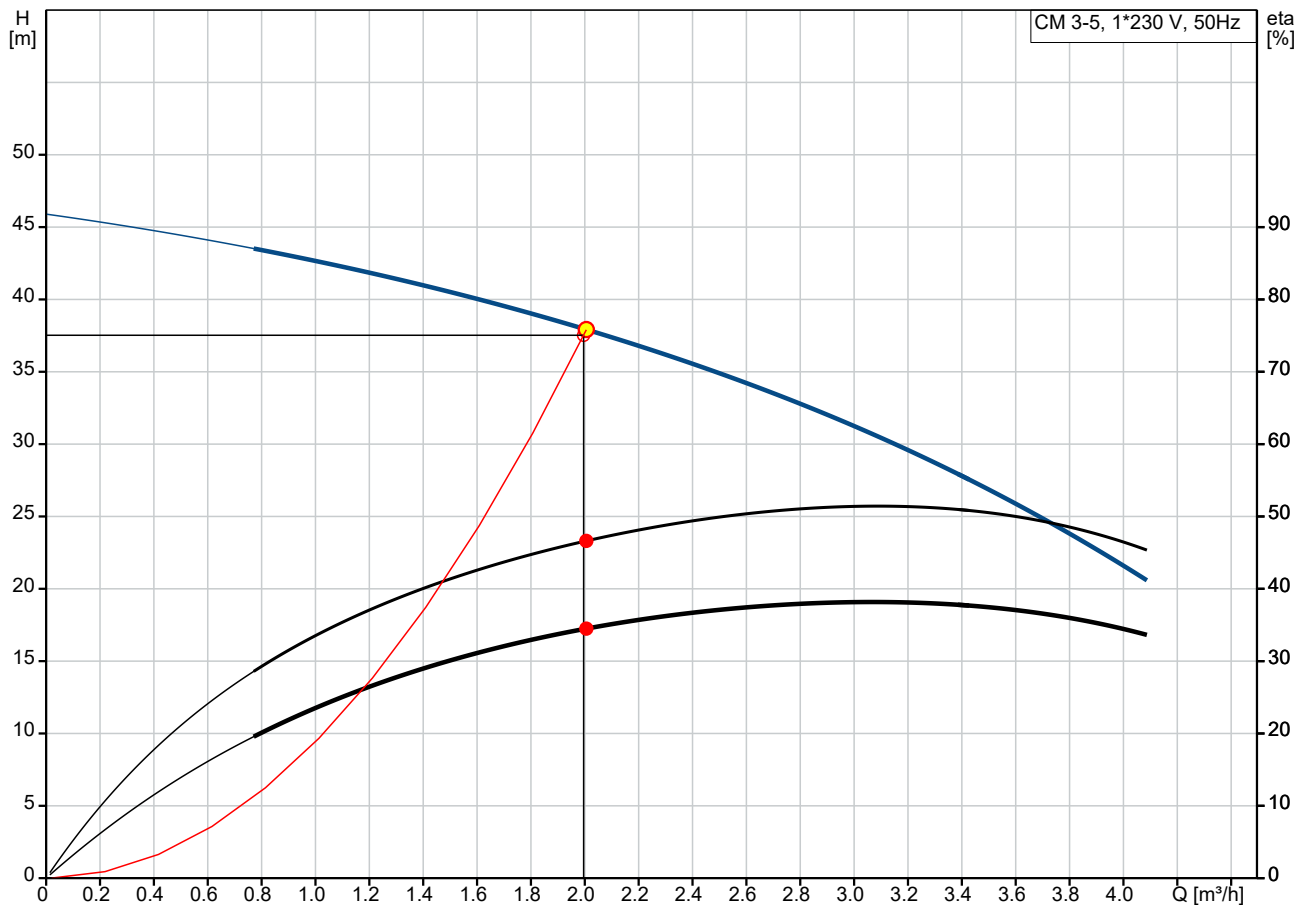
Date:

26/06/2023

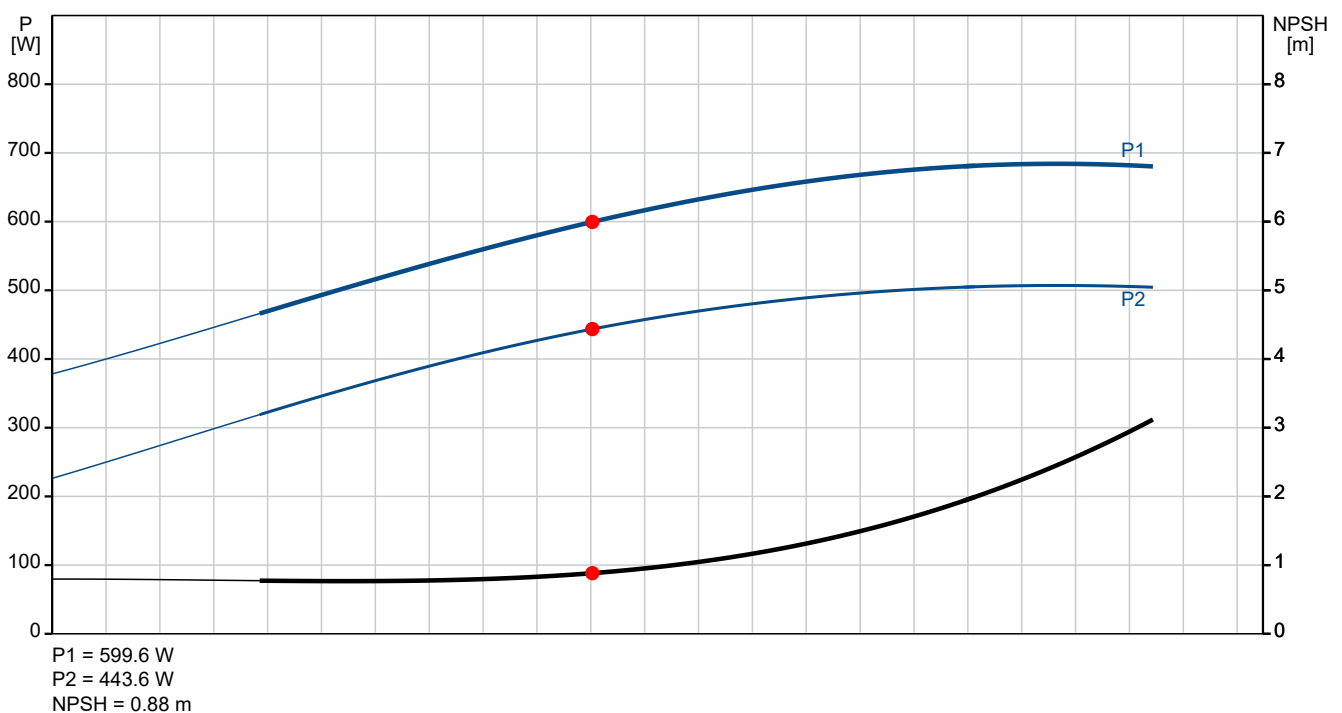
Qty.	Description
------	-------------

1	Rated power - P2: 0.5 kW
	Mains frequency: 50 Hz
	Suitable for 50/60 Hz: N
	Rated voltage: 1 x 220-240 V V
	Service factor: 1.00
	Rated current: 3.1-2.8 A
	Starting current: 530-530 %
	Rated speed: 2730-2740 rpm
	Enclosure class (IEC 34-5): IP55
	Insulation class (IEC 85): F
	Built-in motor protection: PTO
	Cable included (Yes/No): N
	Others:
	Terminal box position: 12
	Minimum efficiency index, MEI ≥: 0.7
	Net weight: 12.5 kg
	Gross weight: 15 kg

96806804 CM 3-5 A-R-A-E-AVBE C-A-A-N 50 Hz

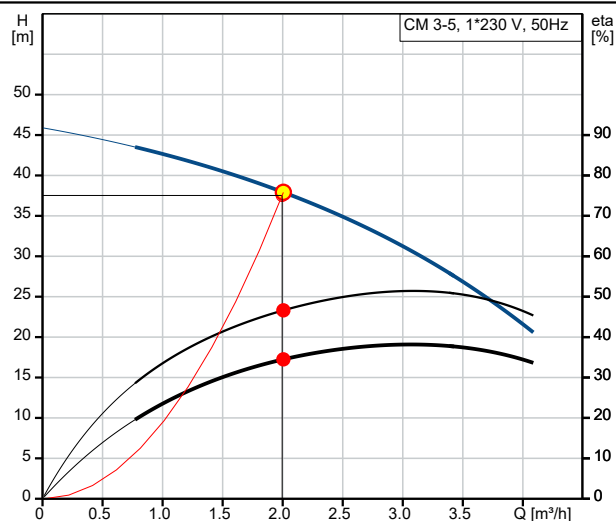


Q = 2.006 m³/h
 n = 2805 rpm
 Liquid temperature during operation = 20 °C
 Eta pump = 46.6 %
 H = 37.92 m
 Pumped liquid = Water
 Density = 998.2 kg/m³
 Eta pump+motor = 34.5 %



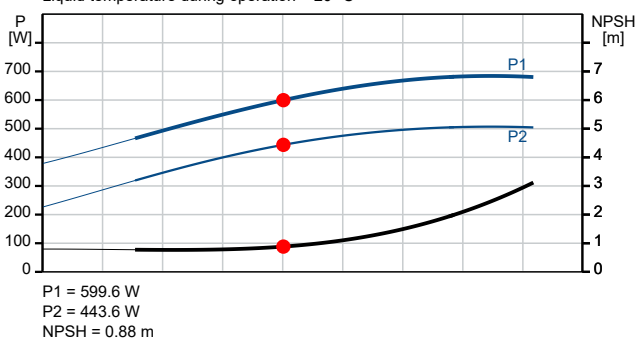
P1 = 599.6 W
 P2 = 443.6 W
 NPSH = 0.88 m

Description	Value
General information:	
Product name:	CM 3-5 A-R-A-E-AVBE C-A-A-N
Product No:	96806804
EAN number:	5700310917511
Technical:	
Pump speed on which pump data are based:	2900 rpm
Actual calculated flow:	2.006 m³/h
Rated flow:	3.1 m³/h
Resulting head of the pump:	37.92 m
Rated head:	34.75 m
Impellers:	5
Code for shaft seal:	AVBE
Approvals:	CE,EAC,UKCA
Approvals for drinking water:	ACS,NSF61
Curve tolerance:	ISO9906:2012 3B
Pump version:	A
Model:	A
Materials:	
Pump housing:	Cast iron
Pump housing:	EN-GJL-200
Pump housing:	ASTM A48-25A
Impeller:	Stainless steel
Impeller:	EN 1.4301
Impeller:	AISI 304
Material code:	A
Code for rubber:	E
Installation:	
Range of ambient temperature:	-20 .. 55 °C
Maximum operating pressure:	10 bar
Max pressure at stated temp:	10 bar / 40 °C
Max pressure at stated temp:	6 bar / 90 °C
Type of connection:	Rp
Size of inlet connection:	1 inch
Size of outlet connection:	1 inch
Outlet position:	12
Connect code:	R
Liquid:	
Pumped liquid:	Water
Liquid temperature range:	-20 .. 90 °C
Selected liquid temperature:	20 °C
Density:	998.2 kg/m³
Electrical data:	
Motor standard:	IEC
Frame size:	71B
Rated power - P2:	0.5 kW
Mains frequency:	50 Hz
Suitable for 50/60 Hz:	N
Rated voltage:	1 x 220-240 V V
Service factor:	1.00
Rated current:	3.1-2.8 A
Starting current:	530-530 %
Rated speed:	2730-2740 rpm
Enclosure class (IEC 34-5):	IP55
Insulation class (IEC 85):	F
Built-in motor protection:	PTO
Cable included (Yes/No):	N
Controls:	



Q = 2.006 m³/h
n = 2805 rpm
Density = 998.2 kg/m³
Eta pump+motor = 34.5 %
Liquid temperature during operation = 20 °C

H = 37.92 m
Pumped liquid = Water
Eta pump = 46.6 %





Company name:

Created by:

Phone:

Date:

26/06/2023

Description	Value
Frequency converter:	NONE
Others:	
Terminal box position:	12
Minimum efficiency index, MEI ≥:	0.7
Net weight:	12.5 kg
Gross weight:	15 kg