

**Qty. Description**

1 CM 1-2 A-R-A-E-AVBE C-A-A-N



Note! Product picture may differ from actual product

Product No.: [96935383](#)

Compact, reliable, horizontal, multistage, end-suction centrifugal pump with axial suction port and radial discharge port. The shaft, impellers and chambers are made of stainless steel. The inlet and discharge parts are made of cast iron. The mechanical shaft seal is a special designed, unbalanced O-ring seal. Pipework connection is via internal Whitworth pipe threads, Rp (ISO 7/1).

The pump is fitted with a 1-phase, foot-mounted, fan-cooled asynchronous motor.

**Controls:**

Frequency converter: None

**Liquid:**

Pumped liquid: Water

Liquid temperature range: -20 .. 90 °C

Selected liquid temperature: 20 °C

Density: 998.2 kg/m³

**Technical:**

Pump speed on which pump data are based: 2900 rpm

Rated flow: 1.7 m³/h

Rated head: 11.98 m

Code for shaft seal: AVBE

Approvals: CE,EAC,UKCA

Approvals for drinking water: ACS,NSF61

Curve tolerance: ISO9906:2012 3B

**Materials:**

Pump housing: Cast iron  
EN-GJL-200  
ASTM A48-25A

Impeller: Stainless steel  
EN 1.4301  
AISI 304

**Installation:**

Range of ambient temperature: -20 .. 55 °C

Maximum operating pressure: 10 bar

Max pressure at stated temp: 10 bar / 40 °C  
6 bar / 90 °C

Type of connection: Rp

Size of inlet connection: 1 inch

Size of outlet connection: 1 inch

Outlet position: 12

**Electrical data:**

Motor standard: IEC



Company name:

Created by:

Phone:

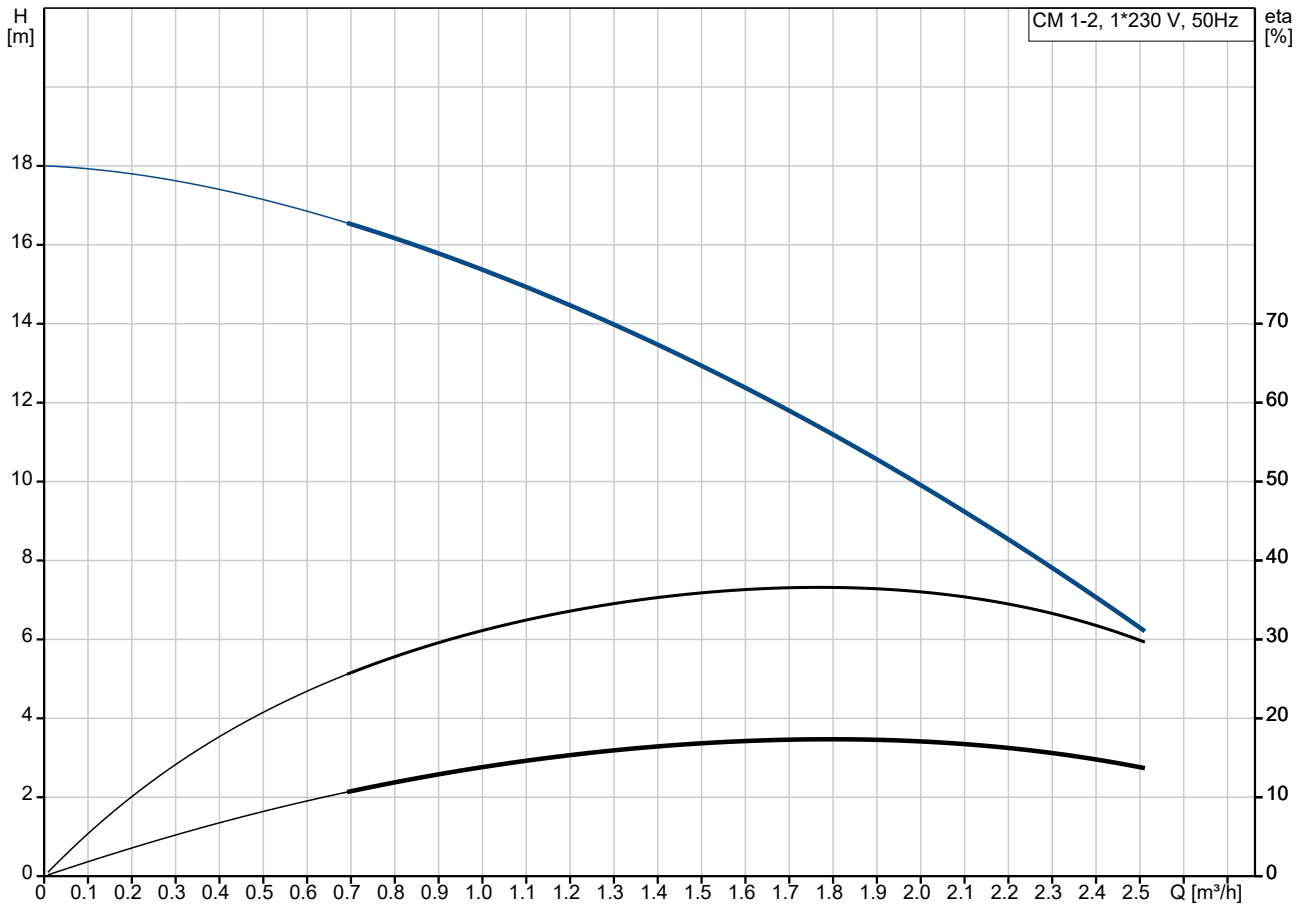
Date:

25/06/2024

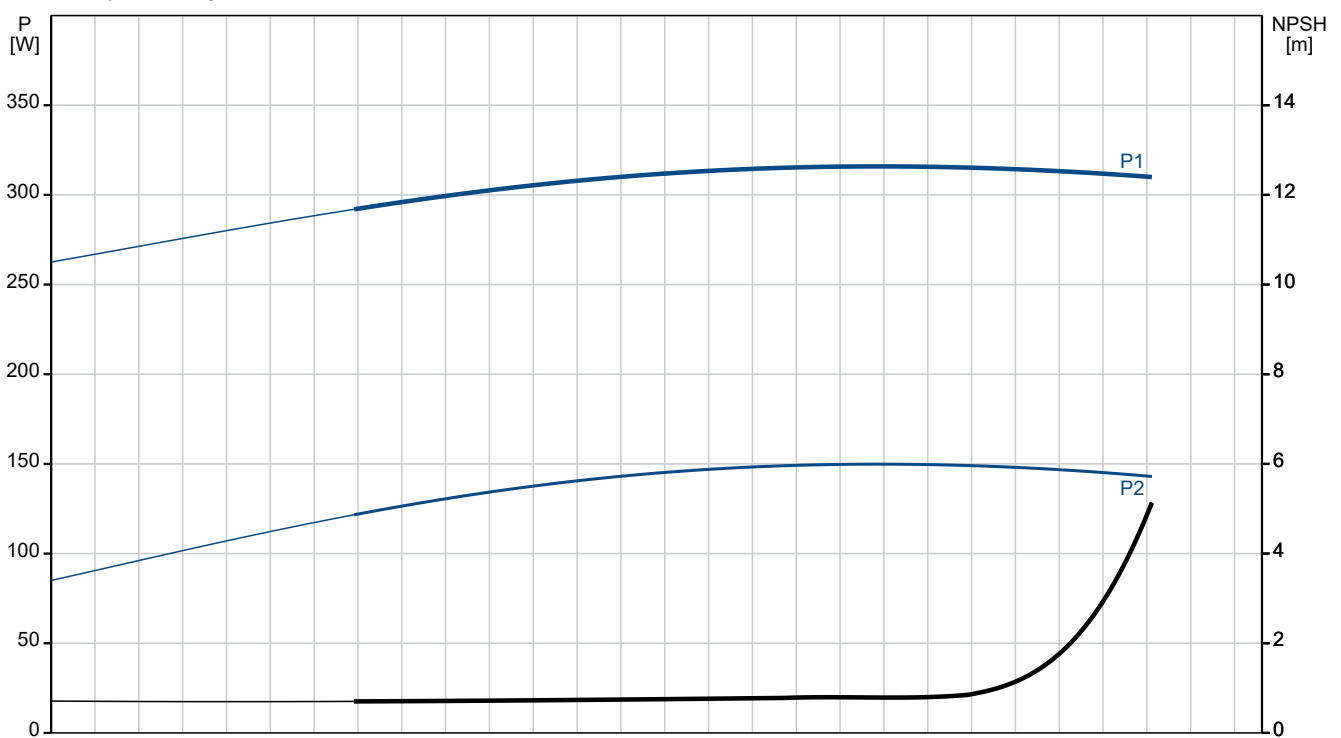
| Qty. | Description |
|------|-------------|
|------|-------------|

|   |                                      |
|---|--------------------------------------|
| 1 | Frame size: 71A                      |
|   | Rated power - P2: 0.3 kW             |
|   | Mains frequency: 50 Hz               |
|   | Suitable for 50/60 Hz: N             |
|   | Rated voltage: 1 x 220-240 V V       |
|   | Service factor: 1.00                 |
|   | Rated current: 1.8-2.4 A             |
|   | Starting current: 340 %              |
|   | Rated speed: 2800-2830 rpm           |
|   | Enclosure class (IEC 34-5): IP55     |
|   | Insulation class (IEC 85): F         |
|   | Built-in motor protection: PTO       |
|   | Cable included (Yes/No): N           |
|   | Others:                              |
|   | Terminal box position: 12            |
|   | Minimum efficiency index, MEI ≥: 0.7 |
|   | Net weight: 11 kg                    |
|   | Gross weight: 13.5 kg                |

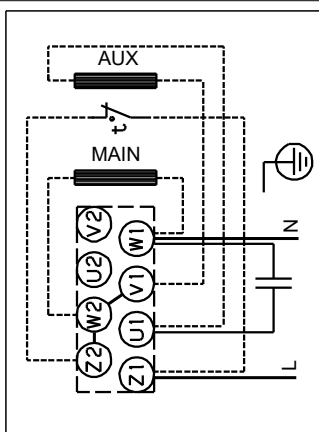
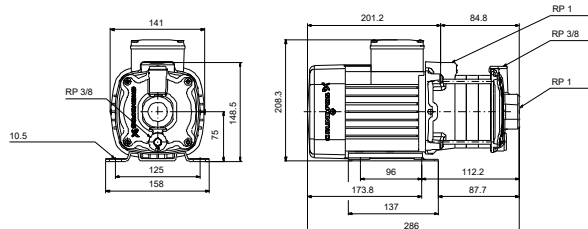
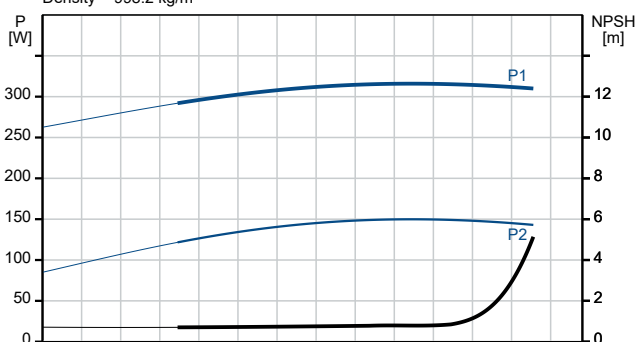
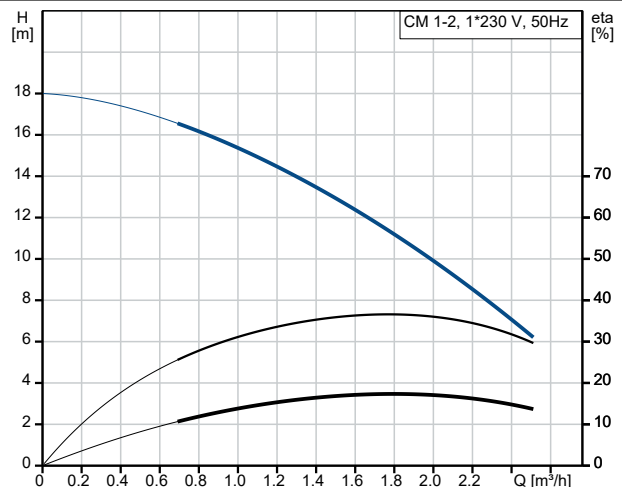
## 96935383 CM 1-2 A-R-A-E-AVBE C-A-A-N 50 Hz



Pumped liquid = Water  
 Liquid temperature during operation = 20 °C  
 Density = 998.2 kg/m³



| Description                              | Value                       |
|--|-----------------------------|
| <b>General information:</b>              |                             |
| Product name:                            | CM 1-2 A-R-A-E-AVBE C-A-A-N |
| Product No:                              | 96935383                    |
| EAN number:                              | 5700314052218               |
| <b>Technical:</b>                        |                             |
| Pump speed on which pump data are based: | 2900 rpm                    |
| Rated flow:                              | 1.7 m³/h                    |
| Rated head:                              | 11.98 m                     |
| Impellers:                               | 2                           |
| Code for shaft seal:                     | AVBE                        |
| Approvals:                               | CE,EAC,UKCA                 |
| Approvals for drinking water:            | ACS,NSF61                   |
| Curve tolerance:                         | ISO9906:2012 3B             |
| Pump version:                            | A                           |
| Model:                                   | A                           |
| <b>Materials:</b>                        |                             |
| Pump housing:                            | Cast iron                   |
| Pump housing:                            | EN-GJL-200                  |
| Pump housing:                            | ASTM A48-25A                |
| Impeller:                                | Stainless steel             |
| Impeller:                                | EN 1.4301                   |
| Impeller:                                | AISI 304                    |
| Material code:                           | A                           |
| Code for rubber:                         | E                           |
| <b>Installation:</b>                     |                             |
| Range of ambient temperature:            | -20 .. 55 °C                |
| Maximum operating pressure:              | 10 bar                      |
| Max pressure at stated temp:             | 10 bar / 40 °C              |
| Max pressure at stated temp:             | 6 bar / 90 °C               |
| Type of connection:                      | Rp                          |
| Size of inlet connection:                | 1 inch                      |
| Size of outlet connection:               | 1 inch                      |
| Outlet position:                         | 12                          |
| Connect code:                            | R                           |
| <b>Liquid:</b>                           |                             |
| Pumped liquid:                           | Water                       |
| Liquid temperature range:                | -20 .. 90 °C                |
| Selected liquid temperature:             | 20 °C                       |
| Density:                                 | 998.2 kg/m³                 |
| <b>Electrical data:</b>                  |                             |
| Motor standard:                          | IEC                         |
| Frame size:                              | 71A                         |
| Rated power - P2:                        | 0.3 kW                      |
| Mains frequency:                         | 50 Hz                       |
| Suitable for 50/60 Hz:                   | N                           |
| Rated voltage:                           | 1 x 220-240 V V             |
| Service factor:                          | 1.00                        |
| Rated current:                           | 1.8-2.4 A                   |
| Starting current:                        | 340 %                       |
| Rated speed:                             | 2800-2830 rpm               |
| Enclosure class (IEC 34-5):              | IP55                        |
| Insulation class (IEC 85):               | F                           |
| Built-in motor protection:               | PTO                         |
| Cable included (Yes/No):                 | N                           |
| <b>Controls:</b>                         |                             |
| Frequency converter:                     | None                        |





Company name:

Created by:

Phone:

Date:

25/06/2024

| Description                      | Value   |
|----------------------------------|---------|
| <b>Others:</b>                   |         |
| Terminal box position:           | 12      |
| Minimum efficiency index, MEI ≥: | 0.7     |
| Net weight:                      | 11 kg   |
| Gross weight:                    | 13.5 kg |

## 96935383 CM 1-2 A-R-A-E-AVBE C-A-A-N 50 Hz

